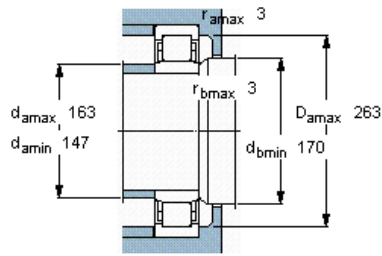
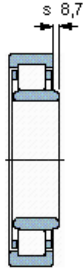
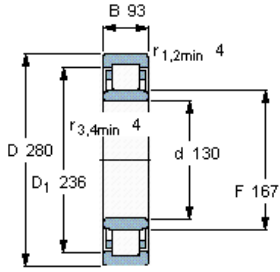
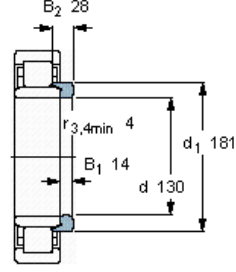


Cylindrical roller bearings, single row

Principal dimensions			Basic load ratings		Designation	Angle ring
d	D	B	dynamic C	static C0	* SKF Explorer bearing	Designation
mm			kN		-	-
130	280	93	1059,999	1250	NU 2326 ECMA *	HJ 2326 EC



Calculation factors
 k_r 0,25
 e 0,3 γ 0,4



HJ 2326 EC
 Mass kg 1,7